



WINDOW TECHNOLOGY
DOOR TECHNOLOGY
AUTOMATIC ENTRANCE SYSTEMS
BUILDING MANAGEMENT SYSTEMS



DOOR TECHNOLOGY – ORDER CATALOG | SECTION 03.3



SECURY Automatic Door Lock & Gripset Handle



Securing technology for you



SECURY Automatic Door Lock

with Latch, Deadbolt and 2 Automatic Latchbolts



Unlocked

Locked

USE WITH GRIPSET HANDLES ONLY

SECURY Automatic Door Lock for Gripset Handle

Description	Backset	Color	PU	Part Number
Door lock for 6' 8" doors	60mm	SS	5	6-35185-01-R-8B
Door lock for 8' doors	60mm	SS	5	6-35185-02-R-8B

PU = Packaging Unit

Simply Close the Door!



As soon as the door pulled shut, the Automatic latchbolts instantly throw 20mm and are secured to prevent them being forced back. By turning the key or the knob, it will engage the deadbolt and lock the top and bottom latchbolts to become a **3 deadbolts locking system**.

Additional information

- 3-point, one piece locking system for 6' 8" and 8' doors
- Heavy duty mortise construction
- Locking by US-cylinder with 90° turn of key or thumb-turn
- No lifting of handle to engage locking points
- Top and bottom Automatic latchbolts projection from 10 to 20mm:
 - provide security against forced entry
 - protect the door panel from warping
- 1" (25mm) drow on deadbolt with baby sitting function
- Non handed, latch easily reversible
- 8mm square spindle
- 92mm centres (spindle to cylinder)
- Handle height variable (36" recommended)
- 16mm stainless steel faceplate with radius ends for easy installation and cleaner look
- Same hardware groove detail throughout our entire door lock program (jig, router base and bits available)
- Extension with additional lock point is available for doors taller than 8' (6-33479-04-0-8B)
- To be used with gripset handle

Automatic Extension

with Additional Latchbolt



Extension with Additional Latchbolt

Description	Color	PU	Part Number
525mm extension with rounded end	Stainless Steel	5	6-33479-04-0-8B
* = Color		PU = Packaging Unit	

Additional information

- Tapered latch always engaging in strike plate
- 16mm stainless steel faceplate with radius end for easy installation and cleaner look
- Additional locking point for doors taller than 8'
- To be used with SECURY Automatic door Locks

SALEM

Solid Brass Gripset Handle




SALEM Series

Description	PU	Part Number
Gripset active for 45mm (1 3/4") thick door (cylinder included)	1	K-C2060-00-0-*

* = Color

PU = Packaging Unit

01 = Satin Nickel, 25 = Dark Bronze, 28 = Pewter, 6 = Black



Additional information

- Solid forged brass
- US-cylinder with standard Schlage "C" keyway
- 90° locking with thumb-turn
- Non-handed
- Easy to install
- Weather proof gasket
- Stainless steel set screw on interior lever to secure handle
- Easily converts to inactive handle, use dummy conversion kit K-C2056-00-0-*
- For 1 3/4" thick doors
- For 2 1/4" thick doors, use actuator conversion kit K-C2054-57-0-0
- Use with SECURY Automatic gears: 6-35185-01-R-8B and 6-35185-02-R-8B

BERKELEY

Solid Brass Gripset Handle


**BERKELEY Series**

Description	PU	Part Number
Gripset active for 45mm (1 3/4") thick door (cylinder included)	1	K-C2070-00-0-*

* = Color

PU = Packaging Unit

01 = Satin Nickel, 25 = Dark Bronze, 28 = Pewter, 6 = Black

**Additional information**

- Solid forged brass
- US-cylinder with standard Schlage "C" keyway
- 90° locking with thumb-turn
- Non-handed
- Easy to install
- Weather proof gasket
- Stainless steel set screw on interior lever to secure handle
- Easily converts to inactive handle, use dummy conversion kit K-C2056-00-0-*
- For 1 3/4" thick doors
- For 2 1/4" thick doors, use actuator conversion kit K-C2054-57-0-0
- Use with SECURY Automatic gears: 6-35185-01-R-8B and 6-35185-02-R-8B